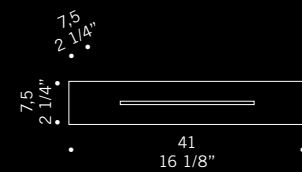




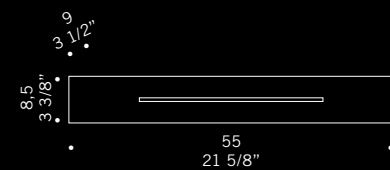






## Ishi / design Ufficio Stile de Majo




Applique in metallo acciaio spazzolato  
con vetri di protezione in cristallo  
extrachiario sabbiato.  
*Wall lamp in brushed steel with  
extraclear frosted protection-glasses.*




**ISHI A1**   
1x120W R7s   
alogeno lineare 75 mm   
*halogen linear 75 mm* 



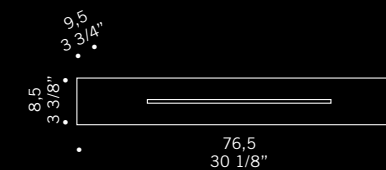
**ISHI A2**   
1x120W R7s   
alogeno lineare 75 mm   
*halogen linear 75 mm* 

**ISHI A2**   
1x26W G24d-3   
fluorescente   
*fluorescent* 





## Ishi / design Ufficio Stile de Majo



**ISHI A3**  
2x120W R7s  
alogeno lineare 75 mm  
halogen linear 75 mm

CE

IP20

ADA

☒

**ISHI A3**  
2x26W G24d-3  
fluorescente  
fluorescent

CE

☒

IP20

☒

ADA

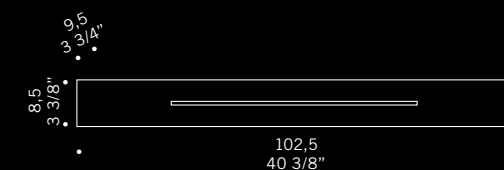
**ISHI A3**  
1x36W 2G11  
fluorescente  
fluorescent

CE

☒

IP20

ADA



**ISHI A4**  
3x80W R7s  
alogeno lineare 75 mm  
halogen linear 75 mm

CE

IP20

ADA

☒

**ISHI A4**  
1x55W 2G11  
fluorescente  
fluorescent

CE

☒

IP20

☒

ADA

**ISHI A4**  
1x150W RX7s-24  
scarica  
metal halide  
high intensity discharge

CE

☒

IP20

ADA